

Critical Point Symmetry, X (5), in ^{154}Gd

Salah A. Eid¹, Sohair M. Diab²

¹Physics Department, Faculty of Engineering, Ain Shams University, Cairo, Egypt

²Physics Department, Faculty of Education, Ain Shams University, Cairo, Egypt

Email address:

mppe2@yahoo.co.uk (S. A. Eid), sohair.diab@yahoo.fr (S. M. Diab)

To cite this article:

Salah A. Eid, Sohair M. Diab. Critical Point Symmetry, X (5), in ^{154}Gd . *American Journal of Modern Energy*.

Vol. 2, No. 6, 2016, pp. 43-47. doi: 10.11648/j.ajme.20160206.12

Received: September 29, 2016; Accepted: October 28, 2016; Published: November 21, 2016

Abstract: The positive-negative parity states, potential energy surfaces, $V(\beta, \gamma)$, transition probabilities, $B(E1)$, $B(E2)$, staggering effect and electric monopole strength, $X(E0/E2)$, values of ^{154}Gd have been calculated within the frame work of the interacting boson approximation model (I BA - 1). The results obtained are compared to the available experimental, theoretical data and reasonable agreement has achieved. The potential energy surfaces, levels energy and transition probability ratios show that ^{154}Gd is an X (5) candidate.

Keywords: Levels Energy, Transition Probability, $B(E1)$, $B(E2)$, Electric Monopole Strength, $X(E0/E2)$

1. Introduction

The even-even ^{154}Gd isotope has subjected to an extensive study in the past few years where the region of $N=90$ shows rapid changes of nuclear deformation parameters as a function of the particle number. Many authors have studied this isotope experimentally and theoretically.

Experimentally [1-10] different techniques were applied. Silicon and germanium detector arrays, $(\alpha, 2n)$, $(\alpha, 4n)$ reactions, AFRODITE γ -ray spectrometer, combination of γ -ray scattering experiments and γ - γ coincidence following the electron capture of $^{154\text{m}}\text{Tb}$ were used. They detected levels energy, quadrupole moment, two neutron separation energies, $B(E1)$, $B(E2)$ values and magnetic moment.

Theoretically authors [11-22] have studied all the important probes for ^{154}Gd nucleus as energy spectra, moment of inertia, quadrupole moments, octupole and hexadecupole degrees of freedom, $B(E1)$, $B(E2)$, $B(E3)$, magnetic moment and quadrupole moment using different theoretical approaches and models.

The aim of the present work is to use the IBA-1 model [23-26] for the following tasks:

1. Calculating the potential energy surfaces, $V(\beta, \gamma)$;
2. Calculating levels energy, electromagnetic transition rates $B(E1)$ and $B(E2)$;
3. Studying the back bending;
4. Calculating staggering effect;
5. Detect any interactions between the +ve and -ve parity

States and calculating the electric monopole strength $X(E0/E2)$.

2. Levels Energy in IBA-1 Model

IBA-1 model was applied to the positive and negative parity states of ^{154}Gd isotope. The Hamiltonian employed in the present calculation is:

$$H = EPS.n_d + PAIR.(P.P) + \frac{1}{2} ELL.(L.L) + \frac{1}{2} QQ.(Q.Q) + 5OCT.(T_3.T_3) + 5HEX.(T_4.T_4) \quad (1)$$

where

$$P \cdot P = \frac{1}{2} \left[\left\{ \left(s^\dagger s^\dagger \right)_0^{(0)} - \sqrt{5} \left(d^\dagger d^\dagger \right)_0^{(0)} \right\} x \left\{ (ss)_0^{(0)} - \sqrt{5} \left(\tilde{d}\tilde{d} \right)_0^{(0)} \right\} \right]_0^{(0)} \quad (2)$$

$$L \cdot L = -10\sqrt{3} \left[\left(d^\dagger \tilde{d} \right)^{(1)} x \left(d^\dagger \tilde{d} \right)^{(1)} \right]_0^{(0)} \quad (3)$$

$$Q \cdot Q = \sqrt{5} \left[\left\{ \left(s^\dagger \tilde{d} + d^\dagger s \right)^{(2)} - \frac{\sqrt{7}}{2} \left(d^\dagger \tilde{d} \right)^{(2)} \right\} x \left\{ \left(s^\dagger \tilde{d} + \tilde{d}s \right)^{(2)} - \frac{\sqrt{7}}{2} \left(d^\dagger \tilde{d} \right)^{(2)} \right\} \right]_0^{(0)} \quad (4)$$

$$T_3 \cdot T_3 = -\sqrt{7} \left[\left(d^\dagger \tilde{d} \right)^{(3)} x \left(d^\dagger \tilde{d} \right)^{(3)} \right]_0^{(0)} \quad (5)$$

$$T_4 \cdot T_4 = 3 \left[(d^\dagger \tilde{d})^{(4)} x (d^\dagger \tilde{d})^{(4)} \right]_0^{(0)} \quad (6)$$

In the previous formulas, n_d is the number of bosons; P,P, L,L, Q,Q, T_3, T_3 and T_4, T_4 represent pairing, angular momentum, quadrupole, octupole and hexadecupole interactions between the bosons; EPS is the boson energy; and PAIR, ELL, QQ, OCT, HEX is the strengths of the pairing, angular momentum, quadrupole, octupole and hexadecupole interactions.

3. Transition Rates

The electric quadrupole transition operator employed in this study is given by:

$$T^{(E2)} = E2SDx(s^2 \tilde{d} + d s)^{(2)} + \frac{1}{\sqrt{5}} E2DDx(d \tilde{d})^{(2)} \quad (7)$$

where:

$T^{(E2)}$: absolute transition probability of the electric quadrupole (E2) transition, and E2SD and E2DD: adjustable parameters

The reduced electric quadrupole transition rates between $I_i \rightarrow I_f$ states are given by

$$B(E2, I_i - I_f) = \left[\langle I_f || T^{(E2)} || I_i \rangle \right]^2 / (2I_i + 1) \quad (8)$$

where

- I_i : the initial state of the electric quadrupole transition, and
- I_f : the final state of the electric quadrupole transition.

4. Results and Discussion

4.1. The Potential Energy Surfaces

The potential energy surfaces, $V(\beta, \gamma)$, for ^{154}Gd nucleus as a function of the deformation parameters β and γ has been calculated using [27] equation:

$$\begin{aligned} E N_v N_q(\beta, \gamma) &= \langle N_q N_v; \beta\gamma | H_{np} | N_q N_v; \beta\gamma \rangle \\ &= \epsilon_d (N_v + N_q) \beta^2 (1 + \beta^2)^{-1} + \\ &\beta^2 (1 + \beta^2)^{-2} \{ k N_q N_v [4 - (\bar{X}_\Pi + \bar{X}_\nu)] \beta \cos 3\gamma + \\ &\bar{X}_\Pi \bar{X}_\nu \beta^2 \} + N_v(N_v - 1) \left(\frac{C_o}{10} + \frac{C_2}{7} \right) \beta^2 \end{aligned} \quad (9)$$

where

$$\bar{X}_\rho = (2/7)^{0.5} X_\rho \quad \rho = q \text{ or } v \quad (10)$$

The calculated potential energy surfaces, $V(\beta, \gamma)$, are Presented in Figure 1. The deviation from spherical, an harmonic vibrator U (5), to rotational characters, SU (3), at the critical symmetry point has supported quite well as well as the energy and transition probability ratios the X(5) characters to ^{154}Gd nucleus, Table. 1.

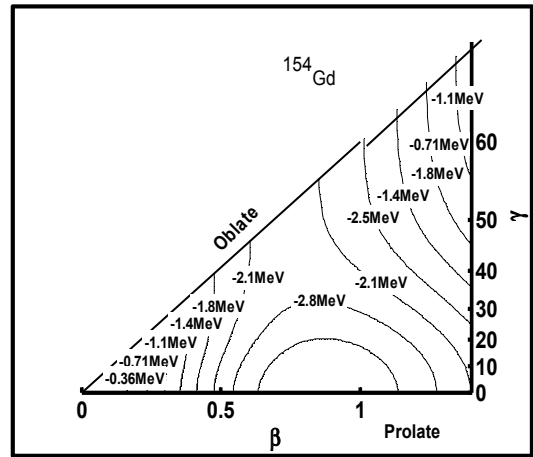


Figure 1. Contour plot of the potential energy surfaces.

4.2. Energy Spectra

The energy of the positive and negative parity states of ^{154}Gd isotope are calculated using computer code PHINT [28] with the parameters EPS = 0.424, PAIR = 0.000, ELL = 0.0084, QQ = -0.0244, OCT = 0.000, HEX = 0.000 all in MeV while, E2SD = 0.1450(eb), E2DD = -0.4289(eb). A comparison between the experimental spectra [29] and our calculations, using values of the model parameters given in Table 1 for the ground state, $\beta_1, \beta_2, \gamma_1, \gamma_2$ and (-ve) parity bands are illustrated in Figure 2. The agreement between the calculated levels energy and their correspondence experimental values are fairly good in low-lying states and slightly higher for the higher excited states. We believe this is due to the change of the projection of the angular momentum which is due mainly to band crossing.

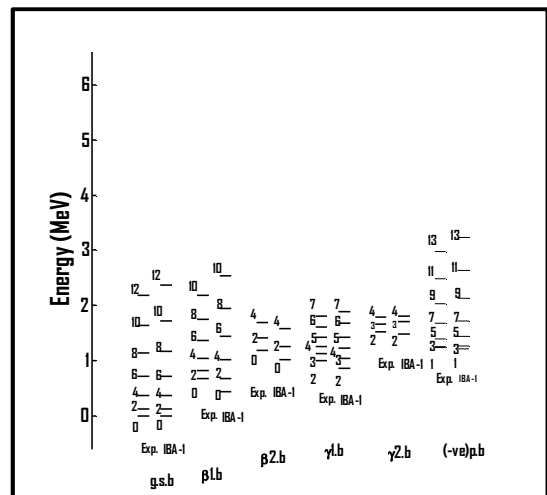


Figure 2. Comparison between exp. [29] and theo. IBA calculations.

4.3. Transition Rates

Unfortunately there is no enough measurements of electromagnetic transition rates $B(E1)$ or $B(E2)$ for ^{154}Gd nucleus. The only measured value is $B(E2, 0^+_1 \rightarrow 2^+_1) = 3.89(7)$ [30] which presented in Table 2. The parameters E2SD and E2DD are used in the computer code NPBEM [28]

for calculating the electromagnetic transition rates and then normalized to the experimental value, B(E2, 0⁺₁ → 2⁺₁).

No new parameters are introduced for calculating electromagnetic transition rates B(E1) and B(E2) of intra band and inter band. It is clear that the electromagnetic transition of the γ transition within any band has a large value while it is small between intra bands which is due to either a mixture of M 1 or it is forbidden.

4.4. Back Bending

The moment of inertia J and energy parameters ω are calculated using Eq. (11, 12):

$$2J/\hbar^2 = (4I-2) / \Delta E(I \rightarrow I-2) \quad (11)$$

$$(\hbar\omega)^2 = (I^2 - I + 1)[\Delta E(I \rightarrow I-2)/(2I-1)] \quad (12)$$

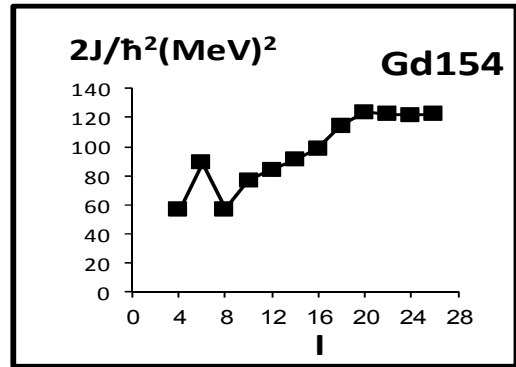


Figure 3. Back bending.

Table 1. Energy and transition probability ratios.

Nucleus	E4 ₁ ⁺ /E2 ₁ ⁺	E6 ₁ ⁺ /E2 ₁ ⁺	E8 ₁ ⁺ /E2 ₁ ⁺	E0 ₂ ⁺ /E2 ₁ ⁺	E6 ₁ ⁺ /E0 ₂ ⁺	E0 ₃ ⁺ /E2 ₁ ⁺	BE2(4 ₁ ⁺ → 2 ₁ ⁺) / BE2(2 ₁ ⁺ → 0 ₁ ⁺)
¹⁵⁴ Gd	3.00	5.83	9.30	5.52	1.05	9.60	1.52
X(5)	3.02	5.83	9.29	5.65	1.53	6.03	1.58

Figure 3. shows forward bending for ¹⁵⁴ Gd at I⁺ = 6 and that bending has explained as due to partial rotational alignment of a pair of neutrons near the Fermi surface.

Table 2. Calculated B(E2) and B(E1).

I _i ⁺	I _f ⁺	B(E2) _{Exp.}	B(E2) _{IBA}	I _i ⁺	I _f ⁺	B(E1) _{Exp.}	B(E1) _{IBA}
0 ₁	2 ₁	3.89(7)	3.8965	1 ₁	0 ₁	—	0.1087
2 ₂	0 ₁	—	0.0005	1 ₁	0 ₂	—	0.0786
2 ₂	0 ₂	—	0.4922	3 ₁	2 ₁	—	0.2465
2 ₃	0 ₁	—	0.0168	3 ₁	2 ₂	—	0.0826
2 ₃	0 ₂	—	0.0123	3 ₁	2 ₃	—	0.0083
2 ₃	0 ₃	—	0.0498	3 ₂	2 ₁	—	0.0352
2 ₄	0 ₃	—	0.3081	3 ₂	2 ₂	—	0.0214
2 ₄	0 ₄	—	0.0358	3 ₂	2 ₃	—	0.0564
2 ₂	2 ₁	—	0.0628	5 ₁	4 ₁	—	0.3710
2 ₃	2 ₁	—	0.0165	5 ₁	4 ₂	—	0.0733
2 ₃	2 ₂	—	0.4976	5 ₁	4 ₃	—	0.0043
4 ₁	2 ₁	—	1.1878	7 ₁	6 ₁	—	0.4943
4 ₁	2 ₂	—	0.0694	7 ₁	6 ₂	—	0.0631
6 ₁	4 ₁	—	1.3454	9 ₁	8 ₁	—	0.6193
6 ₁	4 ₂	—	0.0587	9 ₁	8 ₂	—	0.0545
8 ₁	6 ₁	—	1.4041	11 ₁	10 ₁	—	0.7469
8 ₁	6 ₂	—	0.0467				
8 ₁	6 ₃	—	0.0234				
10 ₁	8 ₁	—	1.3954				

Ref. [30]

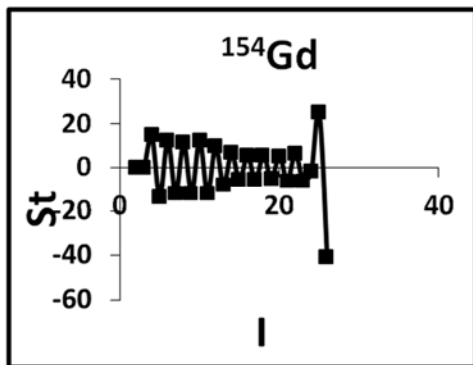


Figure 4. Beat pattern.

4.5. The Staggering

The presence of odd-even parity states has encouraged us to study staggering effect for ¹⁵⁴Gd. Staggering pattern between the energies of the ground state and the (-ve) parity octupole bands have been calculated, ΔI = 1, using staggering function Eq. (13, 14) with the help of the available experimental data [29].

$$\text{Stag}(I) = 6\Delta E(I) - 4\Delta E(I - 1) - 4\Delta E(I + 1) + \Delta E(I + 2) + \Delta E(I - 2) \quad (13)$$

with

$$\Delta E(I) = E(I + 1) - E(I) \quad (14)$$

The calculated staggering pattern has illustrated in Figure 4. It shows an interaction between the (-ve) and (+ve) parity states.

4.6. Electric Monopole Transitions, $Xif'f(E0/E2)$

The electric monopole transitions, E0, are normally occurring between two states of the same spin and parity by transferring energy and zero unit of angular momentum. The strength of the electric monopole transition, $Xif'f(E0/E2)$, [31] can be calculated using Eq. (15, 16) and results are presented in Table 3.

Table 3. Calculated $Xif'f(E0/E2)$

I_i^+	I_f^+	I_f^+	$Xif'f(E0/E2)_{Exp^*}$	$Xif'f(E0/E2)_{IBA}$
0 ₂	0 ₁	2 ₁	-----	5.11
0 ₃	0 ₁	2 ₂	-----	0.67
0 ₃	0 ₂	2 ₂	-----	3.11
0 ₄	0 ₁	2 ₃	-----	1.13
0 ₄	0 ₂	2 ₃	-----	0.67
0 ₄	0 ₃	2 ₃	-----	4.54
2 ₃	2 ₂	2 ₁	-----	1.04
2 ₄	2 ₂	2 ₁	-----	6.28
2 ₄	2 ₃	2 ₁	-----	1.77

The small values of the $Xif'f(E0/E2)$ indicate that the transition has small contribution of E0 transition, while the large value means that the decay of the state is mainly E0 which is by turn responsible for the shape of the nucleus.

$$Xif'f(E0/E2) = B(E0, I_i - I_f) / B(E2, I_i - I_f) \quad (15)$$

Where

$$I_i = I_f = 0, I_f = 2 \text{ or } I_i = I_f \neq 0, I_f = I_f$$

$$Xif'f(E0/E2) = 2.54 \times 10^9 A^{3/4} [E^5 \gamma \text{ MeV} / \Omega_{KL}] \alpha(E2) \times [T_e(E0, I_i - I_f) / T_e(E2, I_i - I_f)] \quad (16)$$

A: mass number; depopulating it;

I_f : spin of the final state of E0 transition;

$I_{f'}$: spin of the final state of E2 transition;

$E\gamma$: gamma ray energy;

Ω_{KL} : electronic factor for K, L shells [32];

$\alpha(E2)$: conversion coefficient of the E2 transition;

$T_e(E0, I_i - I_f)$: absolute transition probability of the E0 transition between I_i and I_f states, and

$T_e(E2, I_i - I_{f'})$: absolute transition probability of the E2 transition between I_i and $I_{f'}$ states.

5. Conclusions

IBA-1 model has been applied successfully to ^{154}Gd isotope and:

1. The levels energy are successfully reproduced;

2. The levels energy, transition probability ratios and potential energy surfaces are calculated and show X(5) characters to ^{154}Gd ;

3. Electromagnetic transition rates $B(E1)$ and $B(E2)$ are calculated;

4. Forward bending has observed at angular momentum $I^+ = 6$;

5. Strength of the electric monopole transitions $Xif'f(E0/E2)$ are calculated; and

6. Staggering effect has been calculated and beat pattern has obtained which show an interaction between the (-ve) and (+ve) parity states.

References

- [1] J. Beller, N. Pietralla, J. Barea, M. Elvers, J. Endres, C. Fransen, J. Kotila, O. Moller, A. Richter, T. R. Rodriguez, C. Romig, D. avran, M. Scheck, L. Schnorrenberger, K. Sonnabend, V. Werner, A. Zilges, and M. weidinger., "Constraint on $0\nu\beta\beta$ Matrix Elements from a Novel Decay Channel of the Scissors Mode: The Case of ^{154}Gd ", Phys. Rev. Lett., V. 111, 172501, (2013).
- [2] Wen-Te Liao, Adriana Palffy, and Christoph H. Keitel, Three-beam setup for coherently controlling nuclear-state population", Phys. Rev. C 87, 054609, (2013).
- [3] N. D. Scielzo, J. E. Escher, J. M. Allmond, M. S. Basunia, C. W. Beausang, L. A. Bernstein, D. L. Bleuel, J. T. Burke, R. M. Clark, F. S. Dietrich, P. Fallon, J. Gibelin, B. L. Gold-blum, S. R. Leshner, M. A. McMahan, E. B. Norman, L. Phair, E. Rodriguez-Vieitez, S. A. Sheets, I. J. Thompson, and M. Wiedeking, "Statistical γ rays in the analysis of surrogate nuclear reactions", Phys. Rev. C 85, 054619, (2012).
- [4] J. F. Sharpey-Schafer, S. M. Mullins, R. A. Bark, J. Kau F. Komati, E. A. Lawrie, J. J. Lawrie, T. E. Madiba, P. Maine and 4 more, "Congruent band structures in ^{154}Gd : Configuration-dependent pairing, a double vacuum and lack of β -vibrations", The European Physical Journal A, 47, 5, (2011).
- [5] J. F. Sharpey-Schafer, T. E. Madiba, S. P. Bvumbi, E. A. Lawrie, J. J. Lawrie, A. Minkova, S. M. Mullins, P. Papka, D. G. Roux and 1 more, "Blocking of coupling to the 0^+ ex-2 citation in ^{154}Gd by the $[505]11/2^-$ neutron in ^{155}Gd ", The European Physical Journal A, 47, 6, (2011).
- [6] N. D. Scielzo, J. E. Escher, J. M. Allmond, M. S. Basunia, C. W. Beausang, L. A. Bernstein, D. L. Bleuel, J. T. Burke, R. M. Clark, F. S. Dietrich, P. Fallon, J. Gibelin, B. L. Gold-blum, S. R. Leshner, M. A. McMahan, E. B. Norman, L. Phair, E. Rodriguez-Vieitez, S. A. Sheets, I. J. Thompson, and M. Wiedeking, "Measurement of γ -emission branching ratios for $\text{Gd}^{154,156,158}$ compound nuclei: Tests of surrogate nuclear reaction approximations for (n, γ) cross sections", Phys. Rev. C 81, 034608, (2010).
- [7] N. D. Scielzo, L. A. Bernstein, D. L. Bleuel, J. T. Burke, S. R. Leshner, E. B. Norman, S. A. Sheets, M. S. Basunia, R. M. Clark, P. Fallon, J. Gibelin, B. Lyles, M. A. McMahan, L. G. Moretto, L. W. Phair, E. Rodriguez-Vieitez, M. Wiedeking, J. M. Allmond and C. W. Beausang, "Determining the $(n, \gamma)(n, \gamma)$ cross section of ^{153}Gd using surrogate reactions", AIP Conf. Proc., 1005, 109, (2008).
- [8] J. F. Sharpey-Schafer, S. M. Mullins, R. A. Bark, E. Gueorguieva, J. Kauc, F. Komati, J. J. Lawrie, P. Maine, A. Minkova, S. H. T. Murray, N. J. Ncapayi and P. Vymers, "Shape Transitional Nuclei: What can we learn from the Yrare States? or Hello the Double Vacuum; Goodbye β -vibrations!", AIP Conf. Proc., 1012, 19 (2008).

- [9] A. Dewald, O. Moller, D. Tonev, A. Fitzler, B. Saha, K. Jessen, S. Heinze, A. Linnemann, J. Jolie and 19 more, "Shape Changes and test of the critical-point symmetry X(5) in N = 90 nuclei", *The European Physical Journal A*, 20, 173, (2003).
- [10] W. D. Kulp, J. L. Wood, K. S. Krane, J. Loats, P. Schmelzenbach, C. J. Stapels, R.-M. Larimer, and E. B. Norman, "N=90 region: The decay of Eu^{154} to Gd^{154} ", *Phys. Rev. C* 69, 064309, (2004).
- [11] Buganu P and Budaca R, "Sextic potential for γ -rigid prolate nuclei", *Journal of Physics G*, V. 42, 105201, (2015).
- [12] H. Sabri, "Spectral statistics of rare-earth nuclei: Investigation of shell model configuration effect", *Nuclear Physics A*, 941, 364, (2015).
- [13] E. Ganioglu, R. Wyss, and P. Magierski, "Properties of N=90 isotones within the mean field perspective", *Phys. Rev. C* 89, 014311, (2014).
- [14] J. B. Gupta, "Test of the Grodzins product rule in N = 88 isotones and the role of the Z = 64 subshell", *Phys. Rev. C* 89, 034321, (2014).
- [15] Nikolay Minkov and Phil Walker, "Influence of the octupole mode on nuclear high-K isomeric properties", *The Royal Swedish Academy of Sciences, Physica Scripta*, Volume 89, Number 5, (2014).
- [16] Harun Resit Yazar, "Low-lying ($K \pi = 0^+$) states of Gadolinium isotopes", *Pramana J. Phys.*, 81, 579, (2013).
- [17] J. Kotila, K. Nomura, L. Guo, N. Shimizu, and T. Otsuka, "Shape phase transitions in the interacting boson model: Phenomenological versus microscopic descriptions", *Phys. Rev. C* 85, 054309, (2012).
- [18] N. Minkov, S. Drenska, M. Strecker, W. Scheid, and H. Lenske, "Non-yrast nuclear spectra in a model of coherent quadrupole-octupole motion", *Phys. Rev. C* 85, 034306, (2012).
- [19] N. Minkov and Phil Walker, "Magnetic moments of K isomers as indicators of octupole collectivity", *The European Physical Journal A*, 48, 80, (2012).
- [20] M. S. Nadirbekov, G. A. yuldasheva, N. Minkov and W. Scheid, "Collective excited states in even-even nuclei with quadrupole and octupole deformations", *Int. J. Mod. Phys. E* 21, 1250044, (2012).
- [21] Dai Lian-Rong, Teng Wei-Xin, Pan Feng and Wang Sheng-Hua, "An Alternative Interacting Boson Model Description of The N = 90 Nuclei", *Chinese Physics Letters*, 28, 052101, (2011).
- [22] L. M. Robledo, R. R. Rodriguez-Guzmon, and P. Sar-riguren, "Evolution of nuclear shapes in medium mass iso-topes from a microscopic perspective", *Phys. Rev. C* 78, 034314, (2008).
- [23] G. Puddu, O. Scholten, T. Otsuka, "Collective Quadrupole States of Xe, Ba and Ce in the Interacting Boson Model", *Nucl. Phys. A*, 348, 109, (1980).
- [24] A. Arima and F. Iachello "Interacting boson model of Collective states: The vibrational limit.", *Ann. Phys.*, 99, 253, (1976).
- [25] A. Arima and F. Iachello, "Interacting boson model of collective states: The rotational limit", *Ann. Phys.*, 111, 201, (1978).
- [26] Arima A. and Iachello F., "Interacting boson model of collective states: The O(6) limit.", *Ann. Phys.*, 123, 468, (1979).
- [27] J. N. Ginocchio and M. W. Kirson, "An intrinsic state for the interacting boson model and its relationship to the Bohr-Mottelson approximation", *Nucl. Phys. A*, 350, 31, (1980).
- [28] Scholten O., "The programm package PHINT (1980) version", internal report KVI-63, Gronigen: Keryfysisch Versneller Instituut 1979.
- [29] C. W. Reich, "Adopted levels, gammas for ^{154}Gd ", *Nuclear Data Sheets* 110, 2257 (2009).
- [30] B. Pritchenko, M. Birch, B. Singh and M. Horoi, "Tables of E2 transition probabilities from the first 2+ states in even-Even nuclei", *Atom. Dat. Nucl. Tab.*, 107, 1-139, (2016).
- [31] J. O. Rasmussen, "Theory of E0 transitions of spheroidal nuclei." *Nucl. Phys.*, 19, 85, (1960).
- [32] A. D. Bell, C. E. Avelo, M. G. Davidson and J. P. Davidson "Table of E0 conversion probability electronic factors.", *Can. J. Phys.*, 48, 2542, (1970).